

Liebherr Mining Exchange Components



LIEBHERR

Exchange Components Overview

Liebherr Mining exchange components enable customers to minimize the total cost of operating a Liebherr mining truck or excavator while maintaining peak productivity and reliability.

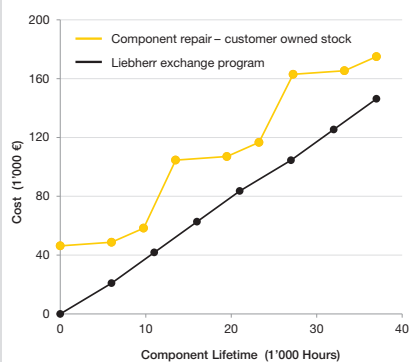
Over the course of a machine's lifetime major components must be replaced in order to ensure continued optimal performance. Replacing major components with genuine Liebherr reconditioned parts reduces costs without compromising quality.

All reconditioned exchange components come with a same-as-new warranty and are available on-demand to customers for prompt installation, helping to minimize the duration of both scheduled and unplanned downtime.

Fatigued and damaged components are returned to certified Liebherr component rebuild facilities for disassembly and inspection. Individual parts that can be reused are assessed against Liebherr's rigorous reusability guidelines before being remanufactured. All parts that cannot be reused are replaced with original Liebherr spare parts. Components are then assembled and tested to the latest factory specifications and are ready to begin their next full life in a Liebherr mining truck or excavator.







Cost advantage

By utilizing Liebherr Mining exchange components, customers can benefit from a significant cost advantage relative to holding and repairing their own components. Not only do customers save the initial and reoccurring investments in inventory, but they also benefit from uniform exchange intervals and consistent operating costs.



Customer Value



Minimize Operating Costs

Liebherr Mining exchange components ensure superior customer value by significantly reducing the total lifecycle cost of Liebherr mining trucks and excavators without compromising productivity or reliability.

All components that are returned to certified Liebherr component rebuild facilities are quickly evaluated based on simple and clear criteria to determine the price of the exchange components; often at only a fraction of the new component's list price.

As pricing and warranty conditions for each exchange component are clearly defined from the start, customers are able to better forecast and proactively manage machine and fleet lifecycle costs.

Depending on the location and size of the customer's fleet, Liebherr can also provide a component exchange or repair program tailored to customers' specific requirements.

Added Value

	Liebherr exchange components	Third party supplier repair
Basic strip-and-quote repair	✓	✓
Guaranteed use of only genuine Liebherr parts	✓	-
Guaranteed rebuild to latest factory specification	✓	-
Full factory warranty on reconditioned components	✓	-
Liebherr certification of repair and rebuild facility	✓	-
Full range of Liebherr-made mining equipment components	✓	-
Same-day component exchange	✓	-
Reduced inventory costs through on-demand component exchange	✓	-
Fixed buyback price for unrepaired component – “core credit”	✓	-

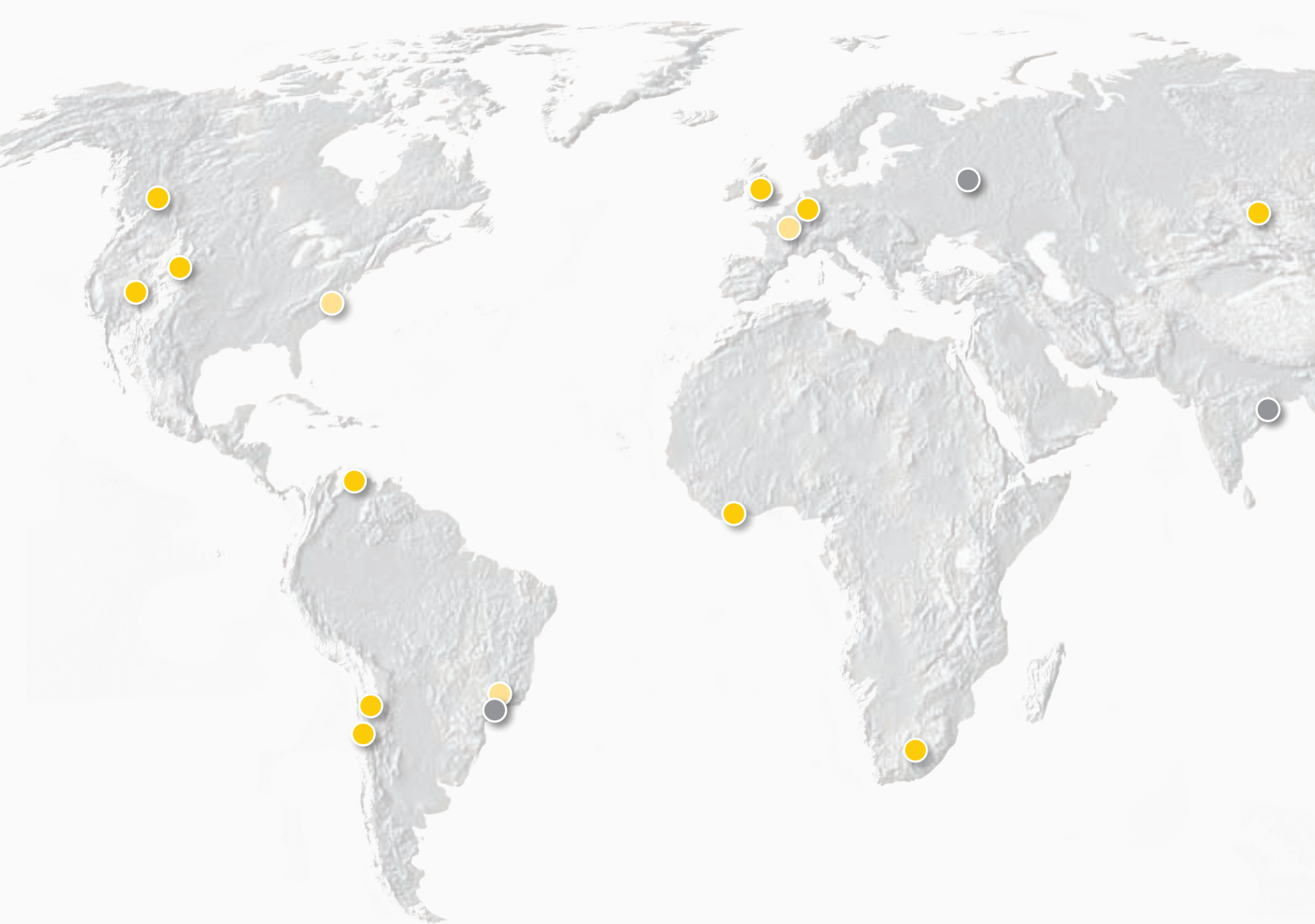
Environment

Reconditioning components not only reduces customers' total cost of ownership, it also minimizes environmental impact by significantly reducing scrap and waste material. The worldwide presence of Liebherr component rebuild facilities means that components do not need to be shipped or air-freighted from OEMs to local mine sites, reducing the environmental impact of transportation.





Inventory

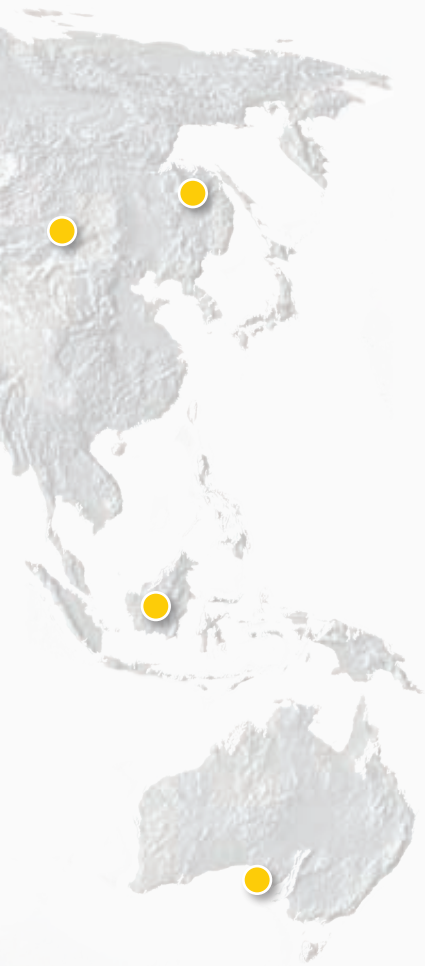
When a major component is changed out, customers must either replace the component immediately from their own stock, or stop the machine while the component is being repaired. By allowing customers to immediately exchange unrepaired for ready-to-install reconditioned Liebherr Mining exchange components, customers are able to significantly reduce their inventory costs for major components.



● Component Rebuild Facility
 ● Planned Component Rebuild Facility
 ● Mining Equipment Production Facility



Customer Benefits



Liebherr Certified Quality

All component rebuild facilities are regularly inspected and certified according to Liebherr's comprehensive guidelines and standards. In addition, each facility has online access to the latest factory documentation, approved rebuild specifications, and the complete range of genuine Liebherr parts.

Fast Availability

With a truly global service network and over 15 component rebuild facilities worldwide, customers take advantage of Liebherr Mining exchange components regardless of the location of their equipment.

OEM Expertise

Liebherr designs and manufactures all major mining truck and excavator components in-house. Therefore, only Liebherr has the in-depth product knowledge to develop detailed component reusability guidelines, rebuild specifications, and the specialized tooling necessary to guarantee OEM quality for each exchange component.




Accumulators
Alternators
Blower motors
Diesel engines
Gear sets
Hub assemblies
Hydraulic cylinders

Idler wheels
Pump drives
Pumps and motors
Radiators
Rollers
Splitter boxes

Sprockets
Swivel gears
Tensioners
Track chains
Traction motors
Travel gears

For a complete list of exchange components, contact your sales representative.



The Liebherr Group of Companies



Wide Product Range

The Liebherr Group is one of the largest construction equipment manufacturers in the world. Liebherr's high-value products and services enjoy a high reputation in many other fields. The wide range includes domestic appliances, aerospace and transportation systems, machine tools and maritime cranes.

Exceptional Customer Benefit

Every product line provides a complete range of models in many different versions. With both their technical excellence and acknowledged quality, Liebherr products offer a maximum of customer benefits in practical application.

State-of-the-art Technology

To provide consistent, top quality products, Liebherr attaches great importance to each product area, its components and core technologies. Important modules and components are developed and manufactured in-house, for instance the entire drive and control technology for construction equipment.

Worldwide and Independent

Hans Liebherr founded the Liebherr family company in 1949. Since that time, the enterprise has steadily grown to a group of more than 120 companies with over 35,000 employees located on all continents. The corporate headquarters of the Group is Liebherr-International AG in Bulle, Switzerland. The Liebherr family is the sole owner of the company.

www.liebherr.com